

Flares are used to signal distress and need for help.

---


## Important:

1. Flares are valid for four years, make sure to check the manufacture's date and read the manufacture's instruction before using a flare.
  2. Flares must be approved by Transport Canada.
  3. To dispose of outdated flares, you should contact your local law enforcement agency or fire department for proper disposal procedures.
  4. Flares should be stored in a watertight container and located in a cool, dry area, and easily accessible in case of emergency.
- 

## Types of Approved Flares in Canada:


### Type A – Rocket Parachute Flare

Creates a single red star that can reach a height of 300 metres and will descend slowly due to a small parachute. These flares can hover in the air for 30 to 40 seconds and are easily seen from the ground or the air. Be sure to fire your aerial flares at an angle of between 45 degree angles or higher from the horizon and into the wind.




## Type B - Multi-star Flare

Creates two or more red stars that can reach a height of 100 metres and each star burns for 4-5 seconds. Some Type B flares are Single Star Flares and project only one star at a time. When using a Single Star type, two flares must be fired within 15 seconds of each other. This means that you will need to double the number of cartridges to meet the requirements of carrying Type B (multi-star) flares. Be sure to fire your aerial flares at an angle of between 45 degree angles or higher from the horizon and into the wind.



## Type C - Hand-held Flare

Resembles a hand-held torch with a bright red flame at the end of a stick that you hold in your hand. This type of flare is not as easily seen from the ground, but is the best type of flare to use to help air searchers locate you. This flare burns for at least 1 minute. When lighting and using this type of flare; do not look directly at it while it is burning and hold it downwind and well clear of your vessel and yourself.



## Type D - Smoke Flare

Comes in either a buoyant model or a hand-held model. This type of flare creates dense orange smoke for at least 3 minutes and is used as a day distress signal only. When using a smoke signal flare, it should be positioned downwind and the specific manufacturer's directions should be followed.

